



# Dry Contact Interface Card for Loop-AM3440

## Features

Two Dry Contact plug-in card are available

- Dry Contact card
- Dry Contact type B card

### Dry Contact Inputs

- 8 pairs per card (2 ports per card, 4 pairs per port)
- Connector: RJ45
- Collect dry contact input signals and send alarm traps via SNMP port or inband to LoopView EMS management system
- Collect dry contact to be transferred via the E1 or fiber optic cable to a dry relay contact output

### Dry Contact Outputs

- 8 pairs per card
- Connector: Screw
- Enable dry contact output signals through instructions via SNMP port or inband to LoopView EMS management system
- Enable dry contact from the E1 or fiber cable to a dry relay contact output
- Support Normal Closed/Open

Dry Contact Card



Dry Contact Type B Card



## Description

Loop Telecom's Dry Contact and Dry Contact type B plug-in cards are designed for the Loop-AM3440 series. These Dry Contact cards, which can be assigned to 2 DS0 time slots or 16 DS0 time slots, are used for (1) collecting alarm inputs from non-SNMP devices and issuing alarm via SNMP trap, (2) sending commands to close remote contacts for relay devices, and (3) repeat a remote contact closure with a local contact closure. The difference between Dry Contact and Dry contact type B interface cards is the higher voltage for type B interface card. These cards are used to detect remote contact closures activated by alarms and to provide remote contact closures to control network operation where needed.

When 2 DS0 time slots are chosen to carry the dry contact signals, 8 bits of one time slot carry the input contact status, and 8 bits of the other carry the output contact commands. When 16 DS0 time slots are chosen to carry the dry contact signals, one bit of each of 8 DS0 time slot carry the input contact status, and one bit of each of other 8 DS0 carry the output commands.

## Ordering Information

To specify options, choose from list below:

Model (non RoHS compliant)	Model (RoHS compliant)	Description	Note
Loop-AM3440-8DC	Loop-AM3440-8DC- <b>G</b>	8-channel dry contact plug-in card with maximum voltage 100 Vdc or 250 Vac	
Loop-AM3440-8DCB	Loop-AM3440-8DCB- <b>G</b>	8-channel dry contact type B plug-in card with maximum voltage 220 Vdc or 250 Vac	

## [Dry Contact Card for Loop-AM3440 Access DCS-MUX Product Specifications](#)

### Dry Contact Interface Card

#### Inputs -

8-channel	2-port per card, 4-pair per port
Connector	RJ45
Internal Resistance	1 K
Activation Current	3 ma
Deactivation Current	1.5 ma
Allowable Current	4 ma

#### Outputs -

8-channel	8-pair per card
Connector	Screw type
Initial Insulation Resistance	Min. 100M ohm (at 500 Vdc)
Max. Current	5A
Max. Voltage	100 Vdc, 250 Vac
Short-circuit Current	5A

### Dry Contact Type B Interface Card

#### Inputs -

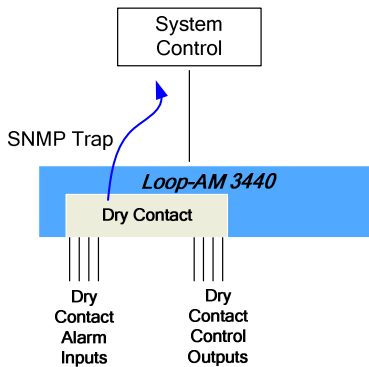
8-channel	2-port per card, 4-pair per port
Connector	RJ45
Internal Resistance	100 K
Activation Current	3 ma
Deactivation Current	1.5 ma
Allowable Current	4 ma

#### Outputs -

8-channel	8-pair per card
Connector	Screw type
Initial Insulation Resistance	Min. 1000M ohm (at 500 Vdc)
Max. Current	2A
Max. Voltage	220 Vdc, 250 Vac
Short-circuit Current	2A

## Application Illustration

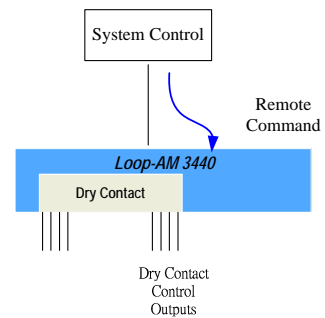
### Dry Contact Input Application - SNMP Trap



When the alarm occurs, this is detected by the dry contact input. The dry contact card will send alarm trap to Control Center via **SNMP port** for management.

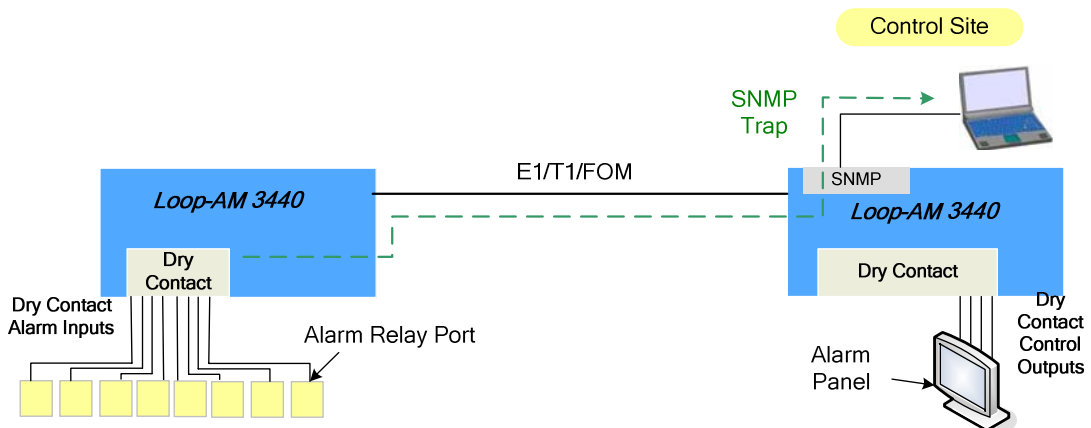
### Dry Contact Output Application - Remote Contact Control

From the Control Center, any dry contact can be made to close by remote commands



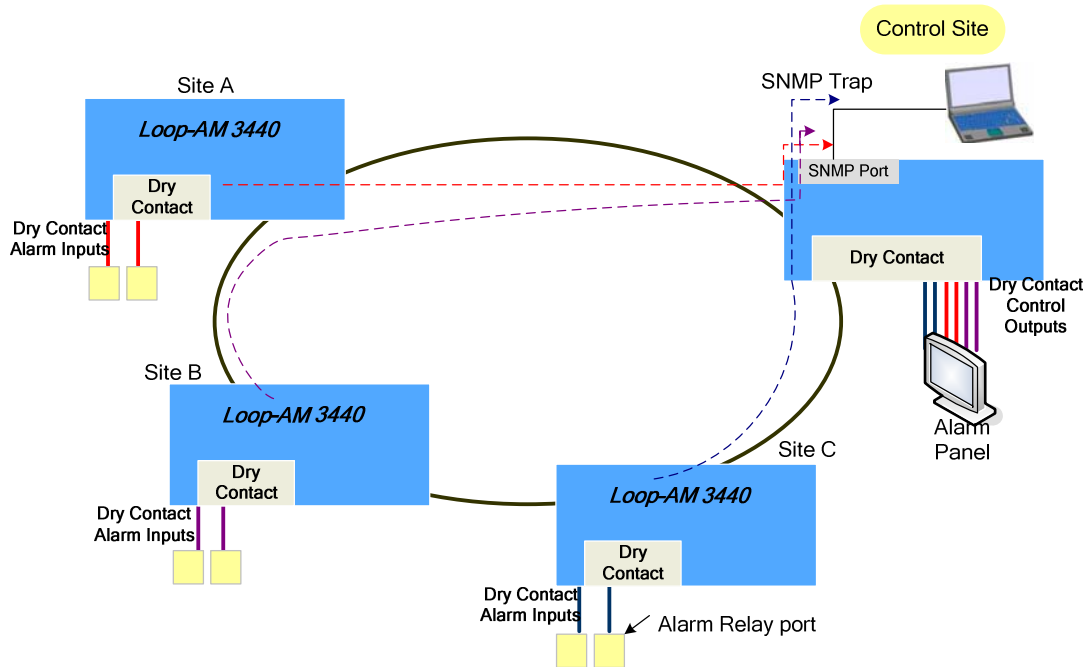
### Point to Point Application — Using both input and output dry contacts

Using one DS0 for alarm input and one DS0 for alarm out put, and vice versa. When the alarm occurs, it will send alarm trap via SNMP port for management. Also, the dry contact inputs at local site can be detected and transmitted to the dry contact outputs at the control site.



## Point to Multi-Point Application

Using the 16 DS0 to carry the alarm input and alarm output (8 DS0 for input, 8 DS0 for output), and vice versa. When the any of the assigned of the alarm occurs, it will send alarm trap via SNMP port for management. From the central management point, all dry contact outputs can be controlled.



 <a href="http://LoopTelecom.com">LoopTelecom.com</a>	<b>LOOP TELECOMMUNICATION INTERNATIONAL, INC.</b> <b>ISO 9001/ISO 14001</b>		
	<b>Worldwide</b> 8F, No. 8, Hsin Ann Road, Science-Based Industrial Park Hsinchu, Taiwan 30078 Tel:+886-3-578-7696 Fax:+886-3-564-6272 <a href="http://www.LoopTelecom.com">www.LoopTelecom.com</a> <a href="mailto:sales@loop.com.tw">sales@loop.com.tw</a>	<b>Taipei, Taiwan</b> 6F, No. 36, Alley 38, Lane 358, Rueiguang Road, Neihu, Taiwan 11492 Tel:+886-2-2659-0399 Fax:+886-2-2659-2325 <a href="mailto:michael_tzeng@loop.com.tw">michael_tzeng@loop.com.tw</a>	<b>North America</b> 8 Carrick Road Palm Beach Gardens Florida 33418, U.S.A. Tel:+1-561-627-7947 Fax:+1-561-627-6615 <a href="mailto:jimber561@aol.com">jimber561@aol.com</a>

© 2008 Loop Telecommunication International, Inc.  
 Version 4 07 NOV 2008

All Rights Reserved  
 Subject to change without notice